




# TBM72-365M~375M

## PERC Mono Crystalline 72 Cell Module – 365-375 W



TABAN Energy is one of the most reliable PV module manufacturer whose products are ideal for all PV power plants. TABAN modules are complying to withstand the most challenging environmental conditions. Maximum efficiency of 19.3% is caused by well-engineered module design, stringent BOM quality testing, and German automated manufacturing process.



### High Resistance PID

Advanced cell technology and qualified materials lead to high resistance PID



### High Reliability

Highly reliable due to stringent quality control and 2x100% EL inspection



### High System Voltage Compatible

Maximum 1500 V DC system voltage reduces total system cost



### IP68 Rated Junction Box

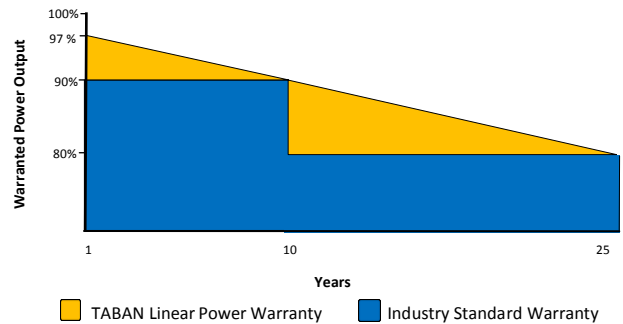
IP68 junction box for long-term weather endurance



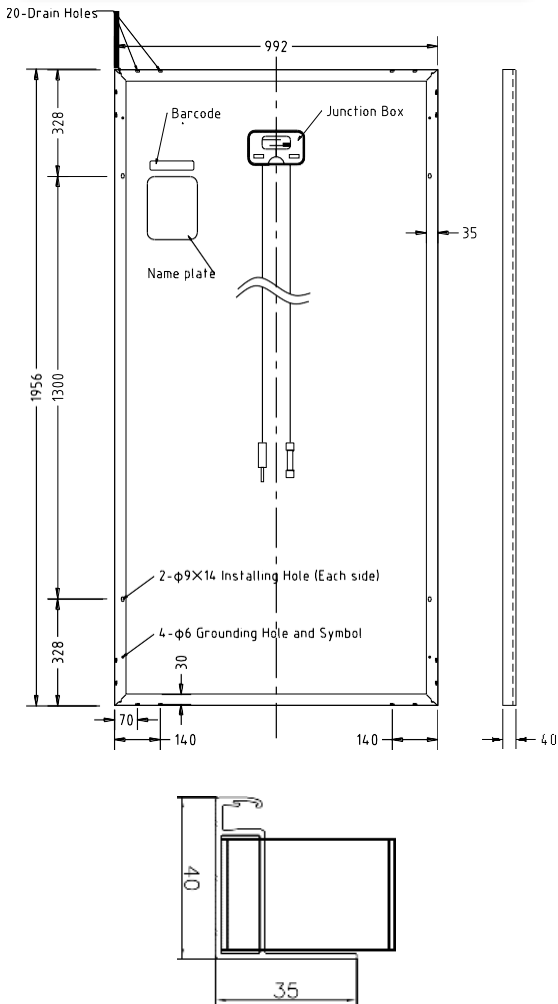
Linear Power Output Warranty



Product Warranty on materials and workmanship




## DIMENSIONS OF PV MODULES (mm)

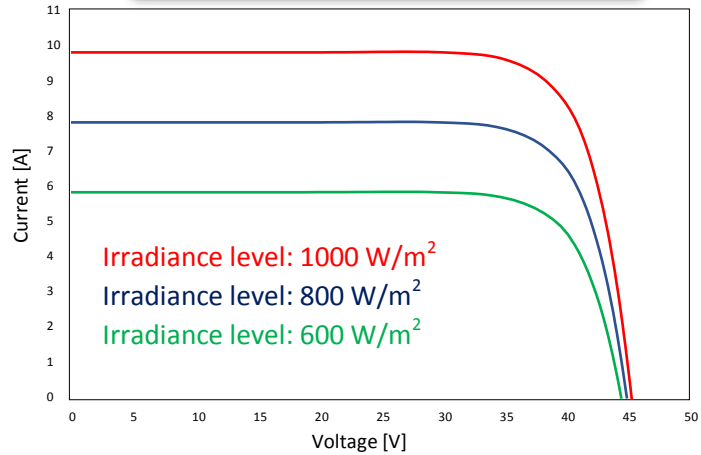


**Warning:** Read the Installation and User Manual in its entirety before handling, installing, and operating TABAN Solar modules.

Partner Section:



## I-V CURVES OF PV MODULES (375 W)



## SPECIFICATIONS

<b>Solar Cells</b>	PERC monocrystalline 156.75 × 156.75 mm (6.17 inches)
<b>Cell Orientation</b>	72 cells (6 × 12)
<b>Module Dimensions</b>	1956 × 992 × 40 mm (77.0 × 39.1 × 1.57 inches)
<b>Weight</b>	22 kg (48.5 lb.)
<b>Glass</b>	3.2 mm (0.13 inches), High Transmission, AR Coated Tempered Glass
<b>Backsheet</b>	White
<b>Frame</b>	Silver Anodized Aluminum Alloy
<b>Junction Box</b>	IP68, 3 Bypass Diodes
<b>Cables</b>	Photovoltaic Technology Cable 4.0 mm <sup>2</sup> , 1100 mm (43.3 inches)
<b>Connector</b>	MC4
<b>Per Pallet</b>	26 pieces, 635 kg (1400lbs)
<b>Per container (40' HQ)</b>	624 pieces

## ELECTRICAL PARAMETERS AT STC

Module type	TBM72-365M	TBM72-370M	TBM72-375M
<b>Maximum Power (P<sub>max</sub>) [W]</b>	365	370	375
<b>Maximum Power Voltage (V<sub>mp</sub>) [V]</b>	39.39	39.59	39.79
<b>Maximum Power Current (I<sub>mp</sub>) [A]</b>	9.27	9.35	9.43
<b>Open-circuit Voltage (V<sub>oc</sub>) [V]</b>	47.90	48.04	48.18
<b>Short-circuit Current (I<sub>sc</sub>) [A]</b>	9.75	9.83	9.91
<b>Module Efficiency STC [%]</b>	18.81	19.06	19.32
<b>Operating Temperature (η) [°C]</b>		-40~+85	
<b>Maximum System Voltage [VDC]</b>		1500	
<b>Maximum Series Fuse Rating [A]</b>		15	

STC: Standard Test Condition; Irradiance 1000 W/m<sup>2</sup>, Cell Temperature (25±2) °C, AM1.5 acc. to IEC 60904-3  
 \* Maximum measurement uncertainty: ±5 % \*\* Maximum measurement uncertainty: ±3 %

## ELECTRICAL PARAMETERS AT NMOT

Module type	TBM72-365M	TBM72-370M	TBM72-375M
<b>Maximum Power (P<sub>max</sub>) [W]</b>	274	278	282
<b>Maximum Power Voltage (V<sub>mp</sub>) [V]</b>	36.73	36.97	37.16
<b>Maximum Power Current (I<sub>mp</sub>) [A]</b>	7.46	7.52	7.59
<b>Open-circuit Voltage (V<sub>oc</sub>) [V]</b>	44.54	44.67	44.81
<b>Short-circuit Current (I<sub>sc</sub>) [A]</b>	7.99	8.06	8.13

Under Nominal Module Operating Temperature, Irradiance 800 W/m<sup>2</sup>, Ambient Temperature 20 °C, AM 1.5, Wind Speed 1 m/s

## TEMPERATURE COEFFICIENT

<b>Temperature Coefficient of P<sub>max</sub> [%/°C]</b>	-0.390
<b>Temperature Coefficient of V<sub>oc</sub> [%/°C]</b>	-0.300
<b>Temperature Coefficient of I<sub>sc</sub> [%/°C]</b>	0.060
<b>Nominal Module Operating Temperature [°C]</b>	40.2 ± 2